



# Bits & Pieces

Volume 32, Issue 2

February 2010

www.quiltguildindy.net

## *QGI Monthly Meeting Schedule*

- General Meeting:  
2nd Thursday Monthly,  
7:00 pm  
Second Presbyterian Church  
7700 N. Meridian Street  
Indianapolis, IN
- QGI North:  
1st Friday Monthly,  
1:00—3:00pm  
Primelife Enrichment Ctr.  
1078 3rd Ave. S. W.  
Carmel, IN
- Out to Lunch Bunch:  
4th Thursday Monthly,  
11:00am  
(except Nov. & Dec.)  
Jonathan Byrd Cafeteria  
I-65 South, Exit #99  
Greenwood, IN
- Charity Quilts:  
3rd Thursday Monthly,  
9:30am—3:00pm  
N United Methodist Church  
NW corner of 38th & Meridian  
(bring your own lunch)

### Inside this issue:

<i>Presidents Corner</i>	2
<i>Lecture &amp; Workshop</i>	4
<i>Past Presidents</i>	6
<i>QGIN Minutes</i>	7
<i>NQA/AQS News</i>	8
<i>BOM</i>	11 & 12
<i>QGI Minutes</i>	13

## Meet Beth & Lori Aka “The Two Sippers”



Q: Where do you find artistic inspiration today?

Beth: Today? In combining techniques for collage, digital manipulation, printmaking, & free-motion stitching. Yesterday it was in textures in polymer clay made with everyday household objects.

Lori: Taking photographs of nature, animals, & architecture.

Q: Was there one quilt pattern or design that inspired you to begin your quilt making journey?

Beth: No. There were significant people who encouraged me to follow my heart, rather than what everyone else was doing.

Lori: It is the “Threadography” (a.k.a. Altered Photo Artistry) technique that Beth developed and , together, she & I tweaked to what it is now, and what we continue to do as we take the technique to newer heights.

Q: What is your secret for the perfect quarter-inch seam?

Beth: In Altered Photo Artistry, we stitch **along the print line, rather than 1/4” away from the edge of the fabric. So, it’s a little different than traditional piecing.** For those who have difficulty seeing the print line from the back of the printed fabric, we have a technique to help.

Lori: Beth would say to make sure Lori gives her at least a quarter-inch seam allowance when printing the image onto the fabric!

Q: What would you change about your sewing area & why?

Beth: No matter what the size, there is never enough room in the sewing area. LOL! Space & light are both critical for me, followed closely by easy visibility of materials.

Lori: More clear, flat table space, because no matter how many flat surfaces we have in the studio it seems we can never find a clear area to work on!

(continued on page 5)

## *Coming in March: Marlene Rock*

Marlene Rock will be our guest lecturer and teacher in March. Her lecture at the **General Meeting is entitled “Color Theory”.** She will teach a **half day workshop on Friday.** It is called “Crazy Nine Patch”. This is a quilt that goes together really fast. The class is great for all levels of quilters especially those who want to see a project go together fast. There is also a stained glass version of the quilt. For more information on Marlene & the special class, see the program committee as no information was submitted for the newsletter.



### Heart in Hand

The symbol of a heart in an open palm is a symbol of charity. Reportedly the symbol originated with the Shakers.

*“Put your hand to work and your hearts to God”*

*Mother Ann Lee*

February is a month synonymous with red hearts. Everywhere you go, you see red hearts made out of all kinds of materials. Expressions of love are everywhere! We are encouraged to send cards, flowers, candies, cookies, fruit, take romantic trips and have romantic dinners all as supposed expressions of love.

As members of the quilt guild we differ in the way we express our love. According to Mary Woolling in her book *“Brightening the Corners: Rays of Hope for Our World”* *“quilting catalyses the expression of an already existing generosity of spirit within the quilter”*. Mary later says about the making of her

## President’s Corner

### *A Message from Catherine Carvey*

first quilt *“all the time I was working on the Connie Quilt, I was never more at home with my own heart”*. All the chocolate, flowers, etc are great but they are so short lived but quilts last. Each quilt we make whether destined for a friend, a charity or our own quilt stash, it is a history of our lives. If I lined up my quilts in color groupings I could pretty well put them in chronological order. There was my blue period, my Amish period, my purple period, my pink period, and my current period, brights and black. Sometimes the quilts reflect the technique and teachers of the time and some like the brights and black period are reflective of my heart at the time.

In February, our birthday month, we recognize the Past-Presidents of these 32 years for giving of their hearts to the craft and the organization that sustained, encouraged, challenged and taught them in their quilting. Being President is a gift of love which they have each given, sacrificing time and energy for each of you and for the quilting world as a whole.

In March, we have the opportunity to share our hearts through charity quilting (*see other articles in this newsletter on locations*). It is not only the quilts we give away through which we share our hearts

but by sharing our quilting talents and quick tips with others at Quilt-In. Last year at the Westside event, one of the residents of the senior community and a non-guild member came to help. He was a closet quilter with few skills and little knowledge of how it really is supposed to be done. He left with the knowledge of how to properly sandwich a quilt and that quilters know no strangers. I encourage you to come to at least one Quilt-In location. You will find welcoming quilters full of a *“generosity of spirit”* who will make your heart glad you came and at some future guild meeting when we give away the charity quilts you will hear your heart sing *“I helped with that one”*



**BuzzardWorks**

*Machine Quilting*

Mezzie Ash  
141st at Towne Rd.  
(317) 846-4900



**The Back Door**

2503 Fairview Place, Suite W  
Greenwood, IN 46142  
(317) 882-2120  
teribackdoor@indy.rr.com

Linda Hale  
Teri Dougherty

[www.backdoorquilts.com](http://www.backdoorquilts.com)

**19th Annual  
INDIANA HERITAGE QUILT SHOW**

MARCH 4-6, 2010

Bloomington Convention Center

300 S. College Avenue

Bloomington, IN

812-391-0009

[www.IHQS.org](http://www.IHQS.org)

**Schedule of Events**

**Quilt Show & Merchants Mall**

9a.m.—6p.m. Thur/Fri

9a.m.—5p.m. Sat

**Admission**

Adults: \$7 per day or \$15 for three days

Youth 7-12: \$2

6 & under: Free

There are volunteer opportunities available  
Volunteers receive free admission to the show  
e-mail if interested: [volunteers@IHQS.org](mailto:volunteers@IHQS.org)

**Boone County  
Extension Homemakers  
Quilt Show**

Saturday, April 24, 2010

Boone County Fairgrounds

Witham Health Services Pavillion

Lebanon, Indiana

Admission \$2.00


Displays of antique & contemporary quilts

Quilting demonstrations

Information: [www.ibccn.org/ces/](http://www.ibccn.org/ces/)

Boone County Extension Office

765-482-0750



**Sending Cheer & Happy  
Thoughts to**

**Jacqui Griswold**

Jacqui, who you may remember manned the table of guild logo items for sale last year, fell down some steps on December 31st and broke two bones just above the ankle on one leg. Her first surgery was January 1st and the second one was January 14th. She is temporarily living at her parents home while they care for her during her recovery which will take at least six weeks during which time she can put no weight on her leg. If you would like to send her a card or note the address is: Jacqui Griswold, c/o Mary & Ben Griswold, 13601 Spring Mill Rd., Carmel, IN 46032



Proud dealers of

**PFAFF**



FOR THE LOVE OF SEWING

*Indy Quilt Guild Members  
receive 10% off all notions  
and accessories at both  
store locations!!*

**Select Sewing Service**

est. 1953

**Join us for a class or club!!**

- Monthly Clubs, Quilting Classes
- Special Guest Teachers and Creative Classes

2 Indy Locations  
North

Keystone & 65th St. 255-6332

West

Rockville & Raceway Rd.

271-5648

[www.selectsewingservice.com](http://www.selectsewingservice.com)

# 2010 QGI Lectures and WORKSHOPS

Date	Event	Speaker/Instructor	Details
February 11	Lecture	Two Sipsters	Trunk Show
February 12	Workshop	Two Sipsters	Three Hour Postcard Adventure Website: <a href="http://www.threadography.net/home">http://www.threadography.net/home</a>
March 11	Lecture	Marlene Rock	Color Theory
March 12	Workshop	Marlene Rock	Crazy Nine Patch
April 8	Lecture	Judy Laquidara	Borders, Sashings, and Labels
April 9 & 10	Workshops	Judy Laquidara	Friday Workshop: Morning Starburst Saturday Workshop: Topsy Turvy Nine Patch Website: <a href="http://sunshinequilts.com/workshops.shtml">http://sunshinequilts.com/workshops.shtml</a>
May 13	Lecture	Julie Lambert	Trunk Show
May 14	Workshop	Julie Lambert	Cables and Borders Website: <a href="http://www.julieylambert.com/">http://www.julieylambert.com/</a>
June 10	Lecture	Edyta Sitar	Reasons for Quilting
June 11	Workshop	Edyta Sitar	Stars in Quilts Website: <a href="http://www.laundrybasketquilts.com/">http://www.laundrybasketquilts.com/</a>
August 12	Lecture	Laura Wasilowski	So Many Chickens
August 13 & 14	Workshops	Laura Wasilowski	Friday Workshop: Inside Stories Saturday Workshop: Stitch After Fusing Website: <a href="http://www.artfabrik.com/">www.artfabrik.com/</a>
September 9	Lecture	Daren Pitts Redman	My Journey into Art Quilting
October 14	Lecture	Esterita Austin	Classic Rock
October 15 & 16	Workshops	Esterita Austin	Stone Portals (2 days) Website: <a href="http://www.esteritaaustin.com/">http://www.esteritaaustin.com/</a>
November 11	Lecture	Mary Jane Teters-Eichorn	Quilts from the Indiana State Museum
March 2011	Workshops	Paula Nadlestern	Friday Workshop: Needlestars Saturday Workshop: Puzzle Quilt Website: <a href="http://www.paulanadlestern.com">www.paulanadlestern.com</a>

(continued from page 1)

**Q:** What advice would you offer the beginning quilter in regard to tools, fabric, & inspiration?

Beth: My advice would be to explore tools, fabric & techniques that interest you. Get a taste of the smorgasbord before specializing in one area. Whatever you choose, study the **“rules” (I used those loosely) and guidelines until you’ve attained proficiency and then start asking yourself “What if I do this or that differently?”** As for inspiration, **It’s everywhere. Inspiration isn’t a place or a thing, inspiration is a state of mind, of being open to stimuli around you.** This might be a color combination, a texture, a juxtaposition of two design elements, or a style—and those are found everywhere! Go to the library, the museum, a photo exhibit, an art gallery, listen to a variety of music. It used to frustrate me when **people I admired or respected said “you just need to open yourself to inspiration.”** Now after years of practice, for me it means making connections between what is there in front

**Lori: 1. Don’t be shy about using bold & vibrant colors.**  
2. Incorporate computer technology and your computer knowledge into your quilting designs. 3. Take time to **really stop & find something that truly inspires you & don’t hesitate to experiment with translating that into fabric.**

**Q:** What brand/model of sewing machine do you use?

Beth: I have several: Brother, Singer (an old featherweight), New Home/Janome, & a Viking. I used to have a Bernina but it went to my daughter. In my studio one sewing machine is set up to do free-motion work, one to do straight/zigzag work, **another to do straight stitching with a zipper foot, etc. It’s a real time saver for me.**

Lori: Janome Gem Gold, although we have several different brands we use in the studio.

**Q:** Why do you think there’s been such a resurgence in quilting over the past few years?

Beth: Opening the minds of quilters, quilt judges, quilt editors, & quilt authors to new techniques in art quilts has caused an explosion! The acceptance of long arm quilt machines has also been important.

Lori: Because of the pioneers of incorporating newer technologies into the traditional quilting ideals. One of the very prominent pioneers is Beth Wheeler!

**Q:** Is there a dream quilt you would like to be commissioned to make?

Beth: Yes, the one I can make for YOU!

Lori: I would like to take a photo of dolphins in the wild and using the Altered Photo Artistry technique, create a life-sized art quilt.

**Q:** Aside from your sewing machine, what are your three most indispensable quilting tools?

Beth: Digital camera, computer, and printers.

Lori: Scanner, computer, printer.

**Q:** In your opinion, what do you think will be the next “hot trend” in quilting?

Beth: I see a movement toward more sophisticated techniques, designs, & compositions in all areas of quilting: hand stitching, machine stitching, traditional piecing & appliqué, contemporary piecing, & art quilts with a multiplicity of mixed media & print techniques being worked on fabric surfaces.

**Lori: That’s a Beth question!**

**Q:** Is there a quilt pattern you wouldn’t like to attempt to make?

Beth: I rarely piece anymore—by hand or machine. Been there, done that, made the T-shirt (and vests, sweatshirts, jackets, etc.), & moved onto different challenges. Although, I **never pieced a Mariner’s Compass.**

Lori: Anything tedious & symmetrical.

**Q:** How long have you been a quilter?

Beth: Since I was 16. That first quilt was later voted the **“Ugliest quilt on the planet” by the quilt guild I attended in Haverhill, Mass.**

Lori: Actually, I am not a quilter, but rather a quilt enthusiast; since I was a very young girl, I watched my maternal grandmother quilt by hand.


**Q:** What started your life as a quiltmaker?

Beth: Sewing & embroidery fascinated me as a child. I started embroidering at age 5 and sewing by hand at 6. Mom finally allowed me to use her Singer featherweight (the one now in my own studio) when I was 7. That was one hundred & plenty years ago! I enjoyed the tactility of fabric & thread. **Once I realized you didn’t have to use the same fabrics you saw on the pattern packet, it was an open invitation for me to experiment.**

Lori: Refer to previous answer.

**Q:** What improvements in fabric manufacturing would you like to see?

Beth: For me, improvements in fabric manufacturing would mean improvements in tools & supplies to print my own fabric. I continually search for textile inks & printers to give me the ultimate: total control over permanent, machine washable color on fabric! Sigh!



QGI PAST PRESIDENTS	
1978	Jenny Billiard Bates
1979	Beryl Poland*
1980	Pat Andreatta
1981	Mary Ann Prenatt
1982	Linda Alyea
1983	Billie Niemann
1984	Judy Pleiss
1985	Judy Barmann
1986	Peggy Greene
1987	Mary Kay Horn
1988	Anita Majeska Keaton
1989	Janet Myers
1990	Linda Turner
1991	Caryl Schuetz
1992	Ruth Houser*
1993	Dallas Reed
1994	Debbie Dillow
1995	Connie Litfin
1996	Mary Ann Drahrman
1997	Sindy Howard
1998	Carolyn Shay
1999	Sandi Charles
2000	Leigh Layton
2001	Anita Harden
2002	Kristen Gallup
2003	Judy Ireland
2004	Connie Lancaster
2005	Irmalou Schmucker
2006	Bonnie Borntrager
2007	Tracy Barta
2008	Kathryn Wooldridge
2009	Alice Martina Smith

\*Deceased

Newsletter Deadlines

All material for publication in the newsletter must be received no later than the 15th of the month prior to following month's publication (i.e.: Jan 15th for the Feb newsletter). Please email submissions to Pat Wilser at [pwilser@sbcglobal.net](mailto:pwilser@sbcglobal.net)

**Cathy Franks**  
**Machine Quilting and Design**

145 Maple Crest Drive Carmel , In, 46033  
 317-571-9505  
[cathyfranks@indy.rr.com](mailto:cathyfranks@indy.rr.com)  
 Website: [cathyfranks.com](http://cathyfranks.com)

**Motto: Finish them in your lifetime.**

Need to place an Ad?  
 Have a machine of sewing supplies to sell or a quilting related service to advertise?  
 Call Carol Decker at 784-5205  
 or email her at: [deckercl@yahoo.com](mailto:deckercl@yahoo.com)

**Beads Amore'** In Indianapolis

We stock Japanese seed beads including bugles, triangles, cubes and Delicas. We also have Nymo, Silk, Waxed linen, Griffin, Fire line, Silamide, S-Lon, Suede, Pleather, needles & a variety of colored beading cords. We also have thousands of Swarovski, semi-precious & precious gemstones, glass, bone, shell, ceramic and silver beads. Chains include Sterling Silver and Gold Filled Chain by the foot. We have lots of classes and host small and large parties. No Experience, No problem! Our friendly staff will help. Come in today!

3834 E 82nd St. In the Clearwater Shopping  
**Center behind Don Pablo's** 317-595-0144  
[www.BeadsAmore.com](http://www.BeadsAmore.com)

*Sarah's Machine Quilting*  
 Sales & Service

**HINTERBERG**  
**DESIGN**

Machine Quilting Frames

**NOLTING®**

765-779-4400  
 By Appointment  
 5308 N. Mechanicsburg Road  
 Middletown, Indiana 47356

[www.gardenschools.com/smq](http://www.gardenschools.com/smq)

*Custom Quilting*

*Nikki's*  
 Gammill  
 Statler Stitcher

---

Nikki Giltner P (317) 838-8044  
 6357 Persimmon Pass C (317) 402-5333  
 Plainfield, IN 46168 [ngiltner@indy.rr.com](mailto:ngiltner@indy.rr.com)

[www.nikkiscustomquilting.com](http://www.nikkiscustomquilting.com)

# QUILTERS GUILD OF INDIANAPOLIS NORTH

## Minutes of January 8, 2010 Meeting

Ruth Middleton, our new chairperson, opened our meeting by welcoming our members and three guests. Dues need to be paid to Jennifer and remember your \$1.00 for the basket and your name tag.

### Announcements:

Next Thursday is the evening guild meeting at 7:00 pm with Nancy Odom as the speaker.

Nancy Jo Clapp reminded us about the "Hats for the Homeless". She has passed out 300 hats so far and thanked all our members who have donated them. Nancy has had requests from the shelters for children's hats.

Nancy Jo also informed us of the health of Pat Crossland. Her blood pressure has been very high and she was seeing a neurologist about her fainting spells. January 31<sup>st</sup> will be her 80<sup>th</sup> birthday. Please keep Pat in your prayers.

Kathryn Wooldredge spoke about the loss of member Lois Vernon, who passed away December 30<sup>th</sup>. Several members attended her wake.

### Committee Reports:

✦ Charity Quilts – Peg Bettenhausen has seven quilts in need of tying. She asked members to please take one to work on at home. She also encouraged each member to participate in the quilt day on the third Thursday (January 21) from 9:30 to 3:00 at the North Methodist Church at 38<sup>th</sup> and Meridian Streets. Bring a sack lunch. Last time 21 quilters showed up.

✦ Block of the Month –Terry Lichtenfelt and Martha Roblee showed the 23 blocks, a churn dash with a winter scene center, that were turned in. They were won by Cora King.

✦ Show and Tell –Jo Kidwell introduced the owners of the 6 items displayed and they described their handiwork. We have talented craftsmen!

Kathryn Wooldredge announced that her son is back from Iraq and thanked everyone for their prayers. Her family was able to visit the National Cemetery with the Christmas wreaths and red ribbons and was really impressed. She is still collecting quilts of valor.

Terry Lichtenfelt is our new bee contact. If anyone is interested in joining a bee, just let her know and she will try to connect you to one that is compatible with your schedule.

Sharon Bassler is our new door prize chairperson. She asked if anyone is cleaning out their sewing items this time of year, to consider donating any unused patterns, books, or fat quarters to the door prizes.

Carol Victory is our 2011 Quilt Show chairperson. She asked each member to consider helping with the quilt show. There will be many areas in which to use your skills.

Judy Parker requested any scrapbooking materials to be used for the program board.

Ruth announced that 43 members were present and our contribution to Prime Life was \$44.85.

Since our speaker was unable to make it from Muncie, due to the weather, Ruth had a game to play which enabled us to learn more about each member. Everyone had a good time and the meeting ended at 2:15.

Sharon passed out 5 door prizes before our meeting was adjourned.

Our next meeting will be Friday, February 5.

Respectfully submitted,

Linda Heavner



## NQA/AQS News by Jenn Metz

As your new NQA/AQS liaison, you will see me at the NQA/AQS table at the back of the room each month as well as find an update in the newsletter of the goings on for each organization. In the next two newsletters I thought it would be a good idea to get everyone acquainted with both organizations.

### **American Quilter's Society (AQS) – [www.americanquilter.com](http://www.americanquilter.com)**

History - In 1983 Meredith and Bill Schroeder, already avid collectors and publishers of books for collectors, headed south to Bell Buckle, Tennessee, barely a dot on the map, for a national quilt show. Though over 400 quilts were hung for the show, they didn't expect the thousands of people who poured into the exhibit. It was a groundswell of enthusiasm unlike anything Bill and Meredith had seen in all their years of collecting.

Within a year, Meredith announced the formation of the American Quilter's Society. Her goal was to develop a group that "gave national recognition to the quilters and their work" and "to set the standard in the industry."

In April of 1985, the American Quilter's Society held its first quilt show and contest in Paducah, Kentucky. Five thousand people showed up.

Expanding on that success, the society held the AQS Quilt Exposition in Nashville, Tennessee, for eight years ending in 2008. Over 160,000 attendees viewed more than 3,000 quilts at the Nashville shows.

In 2005, AQS took another bold step with the production of the American Quilter television series. This creative, lifestyle show is now available on DVD. Another first for AQS that year was the development of a college program enabling quiltmakers to earn college credit by taking classes at AQS shows. This program is in cooperation with West Kentucky Community & Technical College located in Paducah, Kentucky. Today classes can be taken online as well as at show sites.

Continuing its effort to promote quiltmakers and their work, AQS added the first Quilt Expo and Contest in Des Moines, Iowa, in 2008. This event welcomed over 24,000 visitors, awarded \$42,000 in cash awards, displayed more than 800 quilts, and housed over 350 vendor booths for shopping.

AQS marked its 25th anniversary with the Paducah event in April 2009. The AQS Quilt Show & Contest is considered the premier international quilting event. Each year's show brings more than \$20 million in economic impact to the area and at least 37,000 attendees. Quilters and quilts are everywhere—even the gas stations hang quilts. More than 10,000 quilts have been displayed in Paducah and more than \$2.5 million in cash prizes have been awarded.

In addition, the Schroeders created and endowed a museum in Paducah, Kentucky, dedicated to today's quiltmakers and their contemporary quilts. The museum opened in 1991 and houses a collection of more than 200 quilts including top winners in the AQS quilt shows. The U.S. Congress designated the museum as The National Quilt Museum of the United States in 2008.

Beyond the 34 quilting events produced by AQS, this highly successful membership organization also publishes and distributes quilt books, publishes a quilting magazine, creates a bi-monthly eNews newsletter and has set the standard of excellence through the Appraiser Certification Program.

Member Benefits – A nifty pin to wear with pride on your name tag that tells everyone you are dedicated to promoting the art of quilting. The ability to purchase books and calendars at low member prices. A 10% discount at Jo-Ann fabrics on all those sewing supplies you have wanted to buy, A hertz car rental discount card for all those quilt shows you will be attending. A subscription to the American Quilter magazine. An eNews newsletter; reduced admission to the annual AQS Quilt Shows and Contests; savings on AQS contest entry fees; member only privileges on the AQS web site; one free classified ad in the American Quilter magazine. Access to great member articles like, selecting the right sewing machine for you with a comparison by brand, Copyright meets quilt making, quilting making essential tips and more.

The American Quilter's Society is dedicated to TODAY's quilter. Inspired by the enduring creativity and importance of quilts and quilting, our objective is to provide a forum for quilters of all skill levels to expand their horizons in quilt making, design, self-expression, and quilt collecting. Through our books, magazines, product offers, quilt shows and contests, workshops and other activities in the world of quilting we strive to inspire, instruct and nurture the art and skill of quilting. We endeavor to carry this theme through all our relationships, be they with customers, authors, vendors or colleagues.

## AQS Quilt Shows and Contests

Changes in Rules for AQS quilt contests fro 2010

One of the changes in the rules for the AQS quilt contests for 2010 is that you can enter any or all of our shows. Only those quilts that win cash awards in any of the AQS contests will be ineligible to be exhibited again in another AQS contest. That means you can enter the Lancaster show and also enter that same quilt in Paducah or Knoxville or Des Moines. If your quilt wins, then you cannot exhibit that quilt again in the other shows.

### *1<sup>st</sup> Annual AQS Quilt Show & Contest - Lancaster, Pennsylvania*

*Lancaster County Convention Center*

*March 24-27, 2010*

*Deadline for entering is December 1, 2009.*

### *AQS Quilt Show & Contest - Paducah, Kentucky*

*Paducah Expo Center*

*April 21-24, 2010*

*Deadline for entering is January 4, 2010.*

### **AQS Quilt Show and Contest Knoxville Tennessee**

July 14–17 2010

Knoxville Convention Center, Knoxville, Tennessee

Deadline for entering is March 22, 2010

### **AQS Quilt Show & Contest - Des Moines**

*Iowa Events Center*

*October 6-9, 2010*

***Deadline for entering is June 7, 2010***

### 2011 Quilt Show

It is time to start thinking about the next quilt show – it will happen in October 2011 which will be here much sooner than we think! The quilt show is important – it helps us to fund all of the great nationally know speakers that come to our guild.

There are lots of opportunities for all of you to help us have another successful show. We need people to run the Peony Shop, the snack bar, create the program book, coordinate the small quilt auction, work on a committee and much more.

We will also be working on a raffle quilt. Stay tuned for more information about this exciting project.

There is a place for everyone and we would like to have you work with us. Please think about what you can do to help make our show a success. There will be meetings to attend to plan the show – input from all the committee members is important. Initially the meetings will be every two or three months once we get started and, as the show date draws nearer, the meetings will be monthly.

Please talk to me at the guild meetings, email me ([carol.victory@yahoo.com](mailto:carol.victory@yahoo.com)) or call me (317-627-7806) to let me know your ideas for this show and how you would like to help. I look forward to hearing from you soon.

Carol Victory

## *Experts in* Retirement Living & Senior Healthcare

### *Our Services Include:*

- Garden Homes
- Assisted Living Apartments
- New Energy Wellness
- Moving Forward Rehabilitation
- Auguste's Cottage Memory Care
- Long-Term Care
- Skilled Nursing Services
- Respite Care
- Hospice Care

American Senior Communities is proud to service 23 locations in the greater Indianapolis area. To find a location near you, visit our website at [www.AmericanSrCommunities.com](http://www.AmericanSrCommunities.com).



## 2010 QGI BOARD

**President**

Show & Tell  
Special Events

**Vice-President**

Retreat  
Bee Contact

**Secretary**

BOM  
Hospitality  
Logo/Pins

**Treasurer**

Historian

**Member at Large**

NQA/AQS Liaison  
Charity Quilts

National Quilting Day  
Premie Quilts & angel gowns  
Quilts of Valor  
3rd Thursday Charity Quilting

Knit Hats

Baby Quilts

**Publicity**

Advertising  
Newsletter  
Website

**Programs**

Workshop Coordinators

**Quilt Show Chair****QGI North****OTLB**

Catherine Carvey

Elaine Glover

Jennifer Fulton

Alice Martina Smith

Terry Lichtenfelt

Mary Strinka

Patty Davis

Linda Rupp

Kay Zahm

Mary Ellen Straughn

Alice Martina Smith

Alice Martina Smith

Jennifer Metz

Anita Harden

Tracy Barta

Kathryn Wooldridge

Mary Ann Draham

Peg Bettenhausen

Nancy Jo Clapp

Pat Crossland

Produced as needed

Pam Durant

Carol Decker

Pat Wilser

Carol Decker

Judy Parker

Committee

Carol Victory

Ruth Middleton

Julie Wheeler

### 2010 QGI Board Meetings

Allisonville Christian Church  
7701 Allisonville Rd, Indianapolis  
7:00 p.m.  
Thursday, January 28  
Thursday, March 4  
Thursday, May 6  
Thursday, July 1  
Thursday, September 2  
Tuesday, November 30—Turn over meeting



# “Flying High” Block

Materials:

Background material – neutral color

Bright colors for the kites

Can use our “Special Material” for one

Step 1:

The background block should measure 8” square.

Step 2:

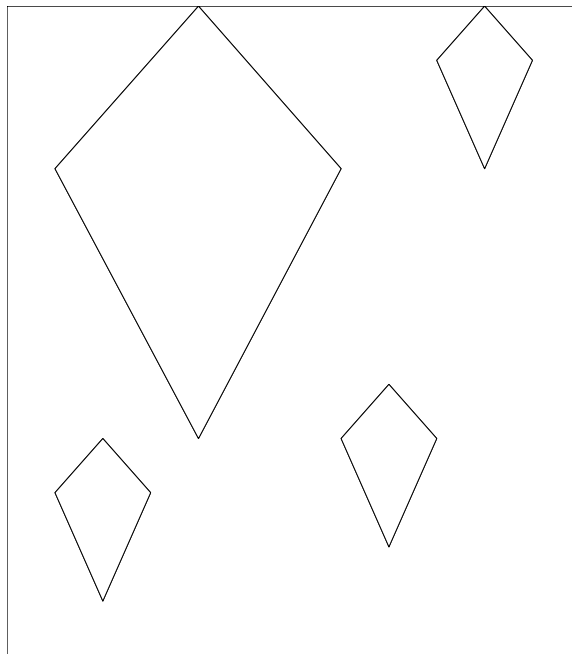
The kites – use your imagination. Kites are bright colors and can be pieced. The templates for the two sizes are on Page 12.

Have fun creating your kites for March. Add tails, if you wish

Step 3:

Appliqué the kites on to your background 8” square using your decorative stitching on your sewing machine or by hand!

We look forward to seeing everyone’s creations in March!



## QGI QUILT-IN

For 18 years, QGI has celebrated National Quilting Day by hosting a quilt-in for local charities. This year, there will be four locations on four different dates. All quilt-in gatherings will be from 9:00 am – 4:00 pm. They will all be pitch-in, so bring your favorite food to share.

Special quilt-in t-shirts can be ordered and worn proudly to celebrate the event.

\$10 for S-XL

\$11 for XXL – XXXL.

Payment is due at time of order, by cash or check. Make checks to QGI.

Orders can be placed at our various QGI meetings:

Out-to-Lunch Bunch (OLB) – January 28, 2010

North guild meeting – February 5, 2010

**Quilter’s Guild of Indianapolis (QGI) – February 11, 2010**

Quilt-in Locations:

Saturday, March 6, 2010

Coordinator – Tracy Barta

North side location in Zionsville to be announced

Saturday, March 20, 2010 - \*\*note: Needs to be confirmed

Coordinator – Dallas Reed

Senior Citizens Center

708 E Michigan Street

Indianapolis, IN 46202

Saturday, March 20, 2010 - \*\*note: Needs to be confirmed,

Coordinator – Sindy Howard

Heather Hills Baptist Church

1421 N. German Church Road

Indianapolis, IN 46239

Saturday, March 3, 2010

Coordinator – Pat Hamby

Resurrection Lutheran Church

445 E Stop 11 Road

Indianapolis, IN 46227

Saturday, March 3, 2010

Coordinator – Pat Hamby


Resurrection Lutheran Church

445 E Stop 11 Road

Indianapolis, IN 46227

### Worktable Block

Pattern for 8.00x8.00 block  
Key Block (43/100 actual size)



### Block Legend


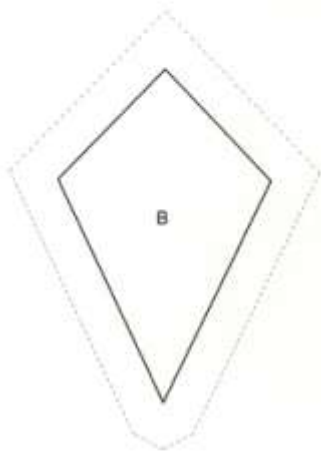
A = background material

B = three small kites (add tails)

C = one large kite

Choose your own colors—kites are very colorful and can be pieced.

Look forward to seeing all the different kites flying high in March.



## QGI Evening General Meeting January 14, 2010

Catherine Carvey introduced all the members of the QGI board.  
Also announced Pat Crosland is ill.

Jennifer Fulton, membership, announced that there are still plenty of volunteer opportunities with the Guild. Contact Jennifer and let her know how you can help. Membership rosters will be available in March.

Carol Victory, 2011 show chair, announced that she will be looking for people to join her show committee beginning in February.

Anita Harden, charity quilting, announced dates for Quilt-In events in March. There will be five events in various parts of the area, on four Saturdays in March. Members and guests can attend as many events as they can.

Quilt-In Tshirts (in a lovely teal color) will be available for \$10. See Anita to order.

Also announced the Indiana Heritage Quilt Show (in Bloomington March 4 – 6) can also use volunteers (get free show admission).

Also read two thank you notes from School 56 personnel, for the quilts the guild donated in December. Some of the quilts went to a Habitat for Humanity family.

Mary Ann Drahrman also advised that Third Thursday Charity quilting days will continue. Contact Mary Ann if you can help.

Alice Martina Smith thanked the members for her president's blocks. (still time to get them to her!). Alice also explained a survey for quilt members to provide input on future activities.

Terry Lichtenfelt, bee contact, discussed opportunities for joining, or forming a bee. Contact Terry with questions. Also announced that Jackie Griswold is recuperating from a leg injury.

Judy Barmann read a thank you note from the winner of the guild's 2009 raffle quilt. Also announced the availability of a photo CD with pictures from the 2009 quilt show, at \$5.00 each.

Judy Parker, programs, announced that all members who attend a workshop in 2010 and complete a project from that workshop will be eligible for a drawing for a free workshop in 2011.

Forms for workshop registration are available.

Janet Weiner also announced a new half day workshop in March – "Crazy Nine Patch".

Guest speaker Nancy Odom shared a lovely collection of her quilts, sharing stories about being a fabric designer, as well as great family stories and Mommy Tales.

The February meeting will feature a program on PostCard quilts.

The January Block of the Month drawing was won by Margaret Duke who will be donating her winning blocks to Jackie Griswold.






















Approximately 32 members shared show-and-tell items.

Jennifer Newberg shared her thoughts about long-time guild member Lois Vernon, who passed away in December. Many of Lois's UFOs are being completed by guild members for her family.






## February Birthdays

	Arens, Mary Jo	Feb 14	
	Bowers, Betty	Feb 19	
	Gordon, Laurie	Feb 16	
	Highland, Elda	Feb 9	
	James, Pat	Feb 15	
	Lancaster, Connie	Feb 19	
	Middleton, Ruth	Feb 14	
	Clayton, Cindi	Feb 13	
	Kingsley, Kay	Feb 14	
	Toon, Riley	Feb 28	
	Welkin, Laura	Feb 23	
	Willits, Joyce	Feb 19	

## CONTEST TO ENTER

Visit Joann's website to enter a new contest they are offering to kick off a new campaign looking back over the Decades. You can get official rules and an entry form by following the links from [Joann.com](http://Joann.com). There are two categories, one for sewing, one for crafting--each with their own Grand Prize. What they want is for you to share your favorite sewing or crafting memory. They say winners will be chosen in a random drawing. All entries must be postmarked by February 27th, 2010, and received by March 5, 2010. Don't miss your chance to win over \$1,800 of "good stuff", and revisit their website for special projects celebrating particular decades.



# Quilt Quarters

12405 N. Meridian St, Carmel, IN

Hamilton Crossing Shopping Center

317-844-3636

[www.quiltquarters.com](http://www.quiltquarters.com)

Over 6000 Bolts of Fabric

**BERNINA**

Sales & Service

Service for Other Brands Available

Join us for Classes & Clubs

Mon-Sat 10-5pm Thurs 10-8:30pm Closed Sun

Quilt Show DVDs are now available for \$5.00. The disc includes all exhibited quilts and will be available for sale at all of our Guild meetings.

Judy Barmann is your sales contact.

We have Mr. Steve Brokaw to thank for the photography and the DVD. If you wish to buy individual prints of your quilt, Steve will do that for you, as well. Contact Stephanie Brokaw (she is in the directory) at [stephbrokaw@indy.rr.com](mailto:stephbrokaw@indy.rr.com) for more information about photo sales.

A few copies of our show program booklet are still available through Michelle Hole. She will be recycling the left-overs soon so contact her if you would like one.