



# Bits & Pieces

Volume 32, Issue 1, January 2010

www.quiltguildindy.net

## QGI Monthly Meeting Schedule

- **General Meeting:**  
2nd Thursday Monthly, 7:00pm  
Second Presbyterian Church  
7700 N. Meridian Street  
Indianapolis, IN
- **QGI North:**  
1st Friday Monthly, 1-3:00pm  
Primelife Enrichment Ctr.  
1078 3rd Ave. S.W.  
Carmel, IN
- **Out to Lunch Bunch:**  
4th Thursday Monthly, 11:00a  
(Except Nov. & Dec.)  
Jonathan Byrd Cafeteria  
I-65 South, Exit #99  
Greenwood, IN



## WELCOME NANCY ODOM!

We are extremely happy to welcome Nancy Odom to our January QGI General Meeting. Her Lecture is entitled: "Great Tips for Every Quilter & How'd She Do That?" and her workshop will feature her Legacy Quilt Pattern. We hope she enjoys her visit to Indianapolis as much as we will enjoy her lecture & workshop. For more information on Nancy and her company, visit <http://www.timidthimble.com>



## Coming in Feb: Two Sipsters

Inside this issue:

<i>President's Corner</i>	2
<i>Valparaiso Spring Quilt Show</i>	3
<i>Lecture &amp; Workshop Schedule</i>	4
<i>QGIN Minutes</i>	5
<i>QGI Minutes</i>	6
<i>AQS/NOA News</i>	8
<i>BOM</i>	11

**Beth Wheeler (a.k.a. "Muttonhead")** is a free-lance artist, product-development specialist, author, and instructor. In the past 16 years, she has written more than 44 books for sewing, quilting, craft, and collecting audiences; hundreds of articles for trade and consumer publications; and published her own line of Muttonhead® quilting patterns and products. Beth has been a crafter since age five and a quilter since age 16. She credits her mother and maternal grandmother with inspiration and introduction to early techniques—and access to a Singer feather-weight sewing machine. A passion for discovery led her to develop processes for analysis of technique and design. These skills are the basis for her artwork, workshops, articles, books, and products.

Beth lives in Fort Wayne, Indiana with husband Geoffrey, son Jake, and dog Sydney in a house happily crowded with a jumble of fabrics, computers, printers, artwork and projects in progress, and treasured "stuff" too precious to actually use.

**Lori Marquette (a.k.a. "Sassy")** is a free-lance artist and certified massage therapist with a growing passion for art, photography, and graphic design combined with fabric, threads, and technology. She has worked with Beth, providing balance and marketing her designs for 16 years. During this time, Lori has renewed her childhood appreciation of quilting and crafting from the many hours spent watching her maternal grandmother hand-quilt and embroider as she was growing up. She brings life-long passion of the healing arts, unique perspective, and a healthy sense of adventure to artistic creativity. This facilitates therapeutic persuasion in her technique and design. It is a privilege for her to share this energy with you.

Lori lives in Fort Wayne, Indiana with sons Tyler & Ryan, and toy poodle Cody.



## President's Corner

### *A Message from Catherine Carvey*

#### Crazy Quilts: Life Imitating Art?

I don't know about you but my life is crazy right now! Christmas is fast approaching, the tree is up and has lights but not one ornament, the only presents I have wrapped are the ones I have to take with me to some event, I still have one present to make and family starts arriving a week from today and we **won't even talk about housecleaning**. You get the picture lots of scraps of activities which need to be accomplished some small, some big, some are really pretty and some are really ugly.

Crazy quilts are made up of lots of irregular pieces; some big, some small, some pretty, some really

ugly. I love the crazy quilts made from velvet, velveteen, taffeta and satin. I loved wearing those velvet dresses at Christmas; for one thing they were warm! Each of these in a crazy quilt creates interest both visually and tactically. I am desperately trying to visualize all my things to do in this same way. Eventually they will all get accomplished and a fun and memorable time will be had by all. You notice I **didn't say good memories**. Many years ago, Lands End in their catalog talked about how the Holidays **we remember aren't the ones where everything went perfectly**, they are the ones where things went really wrong. Like the Christmas my Aunt got the tags mixed up when **she wrapped and I received a boy's red sweater**, which means my cousin, Ed in Ohio got a purse. The Christmas the real tree was so dry that as you sat there on Christmas you could hear the needles as they hit each glass ball on the way down.

What about those utilitarian wool crazy quilts? Some of those are really ugly! It is like driving by a **car wreck; you just can't help but stare**. **Don't you wonder what some of that fabric was made up into be-**

fore the quilt? Sometimes life can **be pretty ugly**. I know 2009 hasn't been much a picnic for me and there are others of you in the guild that are glad 2010 is here.

The unifying element in all crazy quilts is the embroidery which connects each piece to its neighbor. Quilting and quilt friends are a lot like those embroidery stitches. Some friends are really fancy and some friends are simple but where would we be without them to hold us together when life has handed us an ugly scrap.

The New Year gives us each an opportunity to reflect on the past and set goals and make resolutions for the New Year. As I reflect, I think of the many friends who have seen me through the past year, many of those friends are reading this article. As I begin the first month of my term as President I will need all of you to be those stitches not only for me but for all the board members and committee members. We **don't always need it fancy; sometimes we just need to Getter Done!**

BuzzardWorks

Machine Quilting

Mezzie Ash  
141st at Towne Rd.  
(317) 846-4900



The Back Door

2503 Fairview Place, Suite W  
Greenwood, IN 46142  
(317) 882-2120  
teribackdoor@indy.rr.com

Linda Hale  
Teri Dougherty

[www.backdoorquilts.com](http://www.backdoorquilts.com)

## QUILT SHOW: QUILTS IN BLOOM STRING-A-LONG QUILTERS of VALPARAISO, IN HOST BIENNIAL SHOW

String-A-Long Quilters  
13th Biennial Quilt Show  
March 27-28, 2010

Contact: Pat Atwell  
Publicity Chair  
Tel:219-462-4276  
Cell:219-241-9206  
E-mail:atwell63@verizon.net

The String-A-Long Quilt Guild of Valparaiso, IN will present their 13th Biennial Quilt Show : "Quilts in Bloom" on Saturday, March 27, (9am-5 pm) and Sunday March 28 ,(10 am -4pm) 2010 at The Porter County Expo Center : 215 E Division Rd ,Valparaiso IN 46383 (One mile South of Highway 30 on Highway 49).

There will be over 250 new and antique quilts on display including: a special exhibit of quilts and coverlets from the Porter County Museum. Proceeds from a silent auction and will benefit the museum. Tickets for the featured raffle applique quilt "Daisy Dance"made by guild members ,are available at \$1.00 each or six for \$5.00 . The show will offer a Merchant's Mall,,Boutique,Quilters Flea Market and Quilt Appraisals. Food will also be available .Valparaiso resident and String-Along guild member Pat Atwell will feature a display of her colorful traditional scrappy quilts.

Admission is \$5,those under 12 yrs of age admitted free.

The String-A-Long Quilt Guild of Valparaiso, IN has over 75 members. It is an active guild which encourages and promotes the continuing art of quilting and preservation of the history of quilting.The guild contributes to the community by making and donating comfort quilts to CASA for children of the Family and Youth Services Bureau and Home Visiting Services. String-A-Long members also create priority quilts that are auctioned off monthly online to benefit Alzheimers research. The guild meets the second Tuesday of the month at the Chesterton Public Library annex at 6:30P.M. .

For more information contact atwell63@verizon.net or 219-462-4276



Proud dealers of

# PFAFF



FOR THE LOVE OF SEWING

*Indy Quilt Guild Members  
receive 10% off all notions  
and accessories at both  
store locations!!*

## Select Sewing Service

est. 1953

Join us for a class or club!!

- Monthly Clubs, Quilting Classes
- Special Guest Teachers and Creative Classes

2 Indy Locations  
North  
Keystone & 65th St. 255-6332  
West  
Rockville & Raceway Rd.  
271-5648

[www.selectsewingservice.com](http://www.selectsewingservice.com)

## 2010 QGI Lectures and WORKSHOPS

Date	Event	Speaker/Instructor	Details
January 14	Lecture	Nancy Odom	Great Tips for Every Quilter and How'd She do That?
January 16	Workshop	Nancy Odom	Legacy Website: <a href="http://www.timidthimble.com/">http://www.timidthimble.com/</a>
February 11	Lecture	Two Sipsters	Trunk Show
February 12	Workshop	Two Sipsters	Three Hour Postcard Adventure Website: <a href="http://www.threadography.net/home">http://www.threadography.net/home</a>
March 11	Lecture	Marlene Rock	Color Theory
April 8	Lecture	Judy Laquidara	Borders, Sashings, and Labels
April 9 & 10	Workshops	Judy Laquidara	Friday Workshop: Morning Starburst Saturday Workshop: Topsy Turvy Nine Patch Website: <a href="http://sunshinequilts.com/workshops.shtml">http://sunshinequilts.com/workshops.shtml</a>
May 13	Lecture	Julie Lambert	Trunk Show
May 14	Workshop	Julie Lambert	Cables and Borders Website: <a href="http://www.julieylambert.com/">http://www.julieylambert.com/</a>
June 10	Lecture	Edyta Sitar	Reasons for Quilting
June 11	Workshop	Edyta Sitar	Stars in Quilts Website: <a href="http://www.laundrybasketquilts.com/">http://www.laundrybasketquilts.com/</a>
August 12	Lecture	Laura Wasilowski	So Many Chickens
August 13 & 14	Workshops	Laura Wasilowski	Friday Workshop: Inside Stories Saturday Workshop: Stitch After Fusing Website: <a href="http://www.artfabrik.com/">www.artfabrik.com/</a>
September 9	Lecture	Daren Pitts Redman	My Journey into Art Quilting
October 14	Lecture	Esterita Austin	Classic Rock
October 15 & 16	Workshops	Esterita Austin	Stone Portals (2 days) Website: <a href="http://www.esteritaaustin.com/">http://www.esteritaaustin.com/</a>
November 11	Lecture	Mary Jane Teters-Eichorn	Quilts from the Indiana State Museum
March 2011	Workshops	Paula Nadlestern	Friday Workshop: Needlestars Saturday Workshop: Puzzle Quilt Website: <a href="http://www.paulanadlestern.com">www.paulanadlestern.com</a>

## QUILTERS GUILD OF INDIANAPOLIS NORTH

Minutes of December 4, 2009

Co-Chair Nancy Jo Clapp called the meeting to order and welcomed all guests.

**Announcements:**

Reminded everyone it was time to pay your membership dues for next year.

Ruth Middleton has accepted Chairmanship for next year. Congratulations!

Program: Bishop Chatard High School Choir sang Christmas songs for us. Choir Director was Angela Peterson, a former student of Nancy Jos.

We had a parade of charity quilts to see all of them before they were passed out. Andy and Vicki from McGivney Health Care Center on Keystone Ave. told us about their need and took quilts with them. Katherine Hayes of St. Joan of Arc Sunday School told us about what their Sunday school is doing for Captain Brundage. He has 12 men in his platoon and they need quilts for warmth and as pillows so the Sunday school will be sending some quilts to them and Fedx is providing the shipping for free.

**Committee Reports:**

Block of the Month, Martha Roblee and Janet Scott drew Jean Kent's **name for the 17 blocks turned in.** For those who participated for six months or more a gift certificate was given to Cora King.

Tale of a Quilt, Barbara Carr, introduced us to Judy Parker who showed us her postage stamp quilt and Janet Shotwell who told us about her tablerunner.

Mystery Quilt, Ruth Middleton, 7 tops were shown and Mary Hartman and Cora King won the fat quarters for participating.

Show and Tell, Kathy Jensen, 11 items were shared.

Hospitality, Roberta Karnes, reported we had 57 present and collected \$62.00 for Prime Life. We had three guests. We had four perfect attendance. Pat Crossland, Cora King, Janet Shotwell and Kathy Venable.

Charity Quilts are still meeting the third Thurs of the month, be sure to join them. Nancy gave out 350 knitted hats last year.

Alice Martina Smith played Santa for the gift exchange.

Door Prize, Susan Long drew for 10 prizes.

Nancy introduced everyone on her board with a thank you gift and adjourned her last meeting with a Merry Christmas.

Submitted by Kay Zahm, Secretary

### **Cathy Franks** **Machine Quilting and Design**

145 Maple Crest Drive Carmel , In, 46033  
317-571-9505  
[cathyfranks@indy.rr.com](mailto:cathyfranks@indy.rr.com)  
Website: [cathyfranks.com](http://cathyfranks.com)

**Motto: Finish them in your lifetime.**

### *Experts in* Retirement Living & Senior Healthcare

*Our Services Include:*

- Garden Homes
- Long-Term Care
- Assisted Living Apartments
- Skilled Nursing Services
- New Energy Wellness
- Respite Care
- Moving Forward Rehabilitation
- Hospice Care
- Auguste's Cottage Memory Care

American Senior Communities is proud to service 23 locations in the greater Indianapolis area. To find a location near you, visit our website at [www.AmericanSrCommunities.com](http://www.AmericanSrCommunities.com).



[www.AmericanSrCommunities.com](http://www.AmericanSrCommunities.com)



#### Newsletter Deadlines

All material for publication in the newsletter must be received no later than the 15th of the month prior to following month's publication (i.e.: Jan 15th for the Feb newsletter). Please email submissions to Pat Wilser at [pwilser@sbcglobal.net](mailto:pwilser@sbcglobal.net)

## QGI MINUTES December 3, 2009

## MINUTES SUMMARY

The meeting was called to order at 6:30 p.m. by Alice Martina Smith, President. She introduced Mark Smith and Dale Knight of Cassady, the entertainment for the evening. **She led all in the Quilter's Blessing and then a delicious dinner was shared by all.**

Quilt Show – Judy Barmann announced that Mary Ann Prenatt was the top seller of raffle quilt tickets. She will receive a \$25 gift certificate from Quilts Plus. The picture CD of the show is not ready yet but will be available soon.

Program – Jennifer Newberg announced that Nancy Odom will be the speaker in January and will present a workshop on Saturday. The committee is accepting signups for all workshops in 2010 and for Paula Nadelstern in 2011.

Block of the Month – Cyndia Gerner reported that 143 blocks were turned in this year. There were seven members who participated more than one month and Alice Martina Smith and Janet Shotwell participated every month. Janet Weiner won a dessert roll - her name was drawn from those that participated during the year. Bonnie Baker won the blocks for this month.

Show & Tell – There were 28 items shown by members.

Hats – Nancy Clapp reported that 200 hats were distrib-

uted to four soup kitchens and five shelters before Thanksgiving.

Christmas Garment – All who were wearing a Christmas item of clothing that they or someone else had made were asked to come forward. Malinda Baker was awarded the prize for the most festive outfit.

Yoplait Lids – Cyndia Gerner reported that pink Yoplait lids valued at \$25 were collected and thanked everyone for their participation.

Entertainment – Cassady entertained us with Christmas songs.

Gifts from Alice – Alice presented everyone with a roll of **6" squares and a guild Christmas ornament.**

Door Prizes – There were 13 door prizes awarded.

**Thank you's** – Alice thanked all of her outgoing board members and gave quilts from the Small Quilt Auction to several board members by drawing names. She and her husband sang and then she passed the gavel to Catherine Carvey, the incoming Guild president.

Charity Quilts – Mary Ann Drahman announced that quilts will be given out at QGIN on December 4 to Lakeview Healthcare Center, Catholic Charities and Homeless Initiative Program (HIP).

Need to place an Ad?

Have a machine or sewing supplies to sell or a quilting related service to advertise?

Call Carol Decker at 784-5205  
or email her at: [deckercl@yahoo.com](mailto:deckercl@yahoo.com)

### ***Beads Amore'*** in Indianapolis

We stock Japanese seed beads including bugles, triangles, cubes and Delicas. We also have Nymo, Silk, Waxed linen, Griffin, Fire line, Silamide, S-Lon, Suede, Pleather, needles & a variety of colored beading cords. We also have thousands of Swarovski, semi-precious & precious gemstones, glass, bone, shell, ceramic and silver beads. Chains include Sterling Silver and Gold Filled Chain by the foot. We have lots of classes and host small and large parties. No Experience, No problem! Our friendly staff will help. Come in today!

3834 E 82nd St. In the Clearwater Shopping  
**Center behind Don Pablo's 317-595-0144**  
[www.BeadsAmore.com](http://www.BeadsAmore.com)

*Sarah's Machine Quilting*  
Sales & Service

**HINTERBERG**  
**DESIGN**  
Machine Quilting Frames

**NOLTING®**

765-779-4400  
By Appointment  
5308 N. Mechanicsburg Road  
Middletown, Indiana 47356

[www.gardenschools.com/smq](http://www.gardenschools.com/smq)

*Custom Quilting*

*Nikki's*

Gammill  
Statler Stitcher

Nikki Giltner

P (317) 838-8044

6357 Persimmon Pass

C (317) 402-5333

Plainfield, IN 46168

[ngiltner@indy.rr.com](mailto:ngiltner@indy.rr.com)

[www.nikkiscustomquilting.com](http://www.nikkiscustomquilting.com)



### In Memory of Lois Vernon

In the early morning hours of December 30, 2009, Lois Vernon left us to go to the great quilt shop in the sky. Lois was a long time member and active volunteer for the guild. In recent years, she served on the board as Co-Chair for both Programs and QGI North, and handled Advertising for the newsletter and Vendors for the quilt show. As the co-chair for programs, Lois was instrumental in booking several of the excellent speakers featured during the 2009 program year and have planned for 2010, including Billie Lauder, George Siciliano, Debbie Bowles, Judy Laquidara, and Esterita Austin. Lois was a founding member of the Block Builders Bee, and was a member of this bee at the time of her death.

She was a quilter for many years, and after having her sewing room renovated in 2007, she completed many new quilts, works in progress, and even a few UFOs, most notably, the quilt that she started in the late 60's the same year her second son was born, a calico trip around the world! Her most recent completions were featured in the 2009 quilt show, which she was unable to attend.

Lois was a strong woman and a good friend. She loved batiks, purple, and was always willing to go on a shop hop or a trip to a quilt show. She organized several trips to quilt shows in the region and attended even more shows with her quilting friends.

**Please keep Lois' family in your thoughts and prayers. She leaves behind her two sons, a sister, and several nieces and nephews.** The family has asked that any memorials to Lois be in the form of contributions in her name to Mothers Against Drunk Driving and The National Kidney Foundation.



## AQS NEWS

The American Quilter's Society announced plans recently to hold a fourth quilt show in 2010. The new show will be in Lancaster, Pennsylvania, March 24-27 at the Lancaster County Convention Center and Lancaster Marriott at Penn Square complex and the Liberty Place Conference Center. Show hours will be Wednesday through Friday, March 24 to 26, 9:00 a.m. to 6:00 p.m. and Saturday, March 27, 9:00 a.m. to 5:00 p.m.

There should be a lot to see and do at the show that will feature special quilt exhibits, 300 vendor booths, classes and lectures. There will be special events with national quilt instructors including:

- An Evening with Karen K. Stone—For the Fun of It!
- It's the Eleanor Burns Show—Live in Lancaster
- A Love Affair with Fabric—Charlotte Angotti
- Brunch and Fun with Helen Squire & All Star Review

There will also be a quilt contest that will feature over 400 beautiful quilts and \$44,000.00 in cash awards. A special category in the contest is called "Grand Geometrics—Created the Amish Way".

Admission to the show depends on AQS membership, advance registration and whether you purchase a multi-day pass.

- Advance Registration Prices:  
AQS Members: \$8.00 Daily; \$15.00 Multi-day  
Non-members: \$10.00 Daily; \$30.00 Multi-day
- Admission at the Show Prices:  
AQS Members: \$9.00 Daily; \$17.00 Multi-day  
Non-members: \$11.00 Daily; \$30.00 Multi-day

Contest rules and other information are available on the AQS web site, [www.americanquilter.com](http://www.americanquilter.com)

## NQA NEWS

Did you know that the National Quilting Association provides financial support for organizations and individuals in the form of an annual grant program? This program supports projects that fall into the area of education of quilters, original research into the historical documentation of quilts, quilters and subjects related to quilting, research on social history related to quilts, and outreach to the community through the art of quilting.

**Grant funds are awarded for personal travel or mileage reimbursement, "Salary" or direct income to an individual (An exception to this point may be made for contract labor necessary for the execution of a particular project) and the purchase of capital items whose ownership will benefit an individual rather than a group.**

**The NQA Grant Program is funded through the proceeds of the "Little Quilt Auction" held each year in conjunction with the National Quilting Association's annual quilt show, as well as donations to the National Quilting Association designated for the grant program. Available grant funds fluctuate each year depending on the success of these fundraising efforts.**

Some examples of past grant awards include an outreach program to teach adult quilting to expectant mothers in a correctional facility, funds to provide quilts to children entering foster care programs, a program to record the history of quilters in a specific region, promote quilting history through the creation of a self guided quilt trail that consists of painted quilt squares on barns and historical structures and even one from Elkhart, Indiana to promote the heritage of the local Amish community and their contribution to quilting through murals and flower gardens designed from traditional quilt patterns.

The deadline for application for the 2010 Grant Program has passed but you can still be thinking about what you might like to do for 2011. Applicants with questions about the NQA Grant Program, the fit of their project to the interests of NQA, or application procedures should contact the NQA Grant Program Coordinator. The email address can be found at the NQA web site [www.nqaquilts.org](http://www.nqaquilts.org)

Jennifer Metz

## NQA NOMINATIONS NEEDED

The Nominating Committee of the National Quilting Association has announced they are seeking our input or recommendations for nominees to serve on the 2010 Board of Directors:

The open positions are:

Vice President, Communications Chair and

Four (4 ) people to serve on the Nominating Committee

If there is anyone who currently serves within our chapter or there is an individual member you believe would be willing to serve in one of these positions, please contact the NQA Nominating committee. Nominations will need to be received by February 15, 2010.

A job description as well as well as general guidelines for serving as a Board member can be obtained by contacting Jennifer Metz at [jmetz11759@yahoo.com](mailto:jmetz11759@yahoo.com).

## Christmas Party 2009




Musical Entertainment provided by Cassidy



Everyone enjoyed the catered meal



Voting on the most festive apparel



Alice and her thank you quilt blocks

## 2010 QGI BOARD

**President**

Show & Tell  
Special Events

**Vice-President**

Retreat  
Bee Contact

**Secretary**

BOM  
Hospitality  
Logo/Pins

**Treasurer**

Historian

**Member at Large**

NQA/AQS Liaison  
Charity Quilts

National Quilting Day  
Premie Quilts & angel gowns  
Quilts of Valor  
3rd Thursday Charity Quilting

Knit Hats

Baby Quilts

**Publicity**

Advertising  
Newsletter  
Website

**Programs**

Workshop Coordinators

**Quilt Show Chair****QGI North****OTLB**

Catherine Carvey

Elaine Glover

Jennifer Fulton

Alice Martina Smith

Terry Lichtenfelt

Mary Strinka

Patty Davis

Linda Rupp

Kay Zahm

Mary Ellen Straughn

Alice Martina Smith

Alice Martina Smith

Jennifer Metz

Anita Harden

Tracy Barta

Kathryn Wooldridge

Mary Ann Draham

Peg Bettenhausen

Nancy Jo Clapp

Pat Crossland

Produced as needed

Pam Durant

Carol Decker

Pat Wilser

Carol Decker

Judy Parker

Committee

Carol Victory

Ruth Middleton

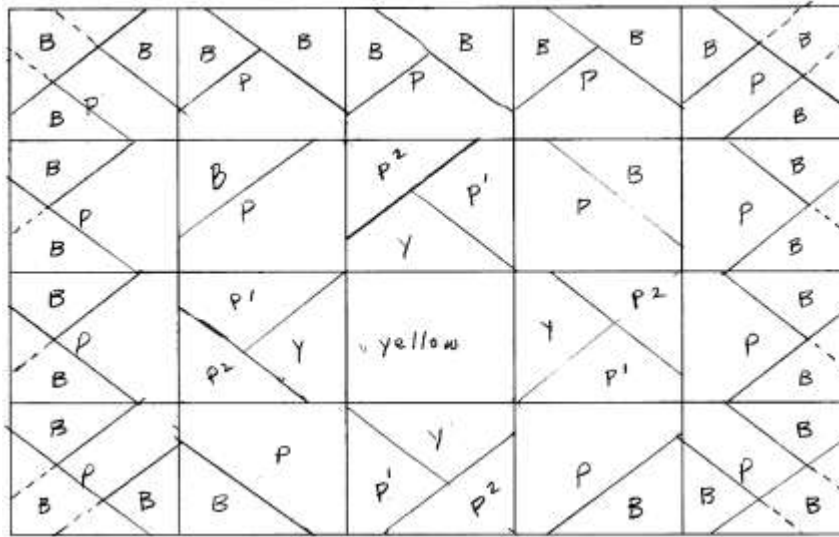
Julie Wheeler

### 2010 QGI Board Meetings

Allisonville Christian Church  
7701 Allisonville Rd, Indianapolis  
7:00 p.m.  
Thursday, January 7  
Thursday, March 4  
Thursday, May 6  
Thursday, July 1  
Thursday, September 2  
Tuesday, November 30—Turn over meeting



## “Cherry Blossom Time”



Block size is 9" square. Unidentified corners of 2" blocks above are background pieces and should be beige or blue - your preference. Y= yellow; P= pink; B = blue or beige in the block; P<sup>1</sup>, P<sup>2</sup> are order of sewing.

### Materials:

- 1 fat quarter – light yellow
- 1 fat quarter – light color (white or pink) (Cherry Blossoms are light pink)
- 1 fat quarter – brown
- 1 fat quarter – background fabric (I used beige with blue stars – you could use light blue or beige)
- 1 fat quarter – other color for borders or use our “Special Fabric”

### Cut:

- |                         |                       |                                 |  |
|-------------------------|-----------------------|---------------------------------|--|
| 1 -- 2" yellow square   | 2 – 2 ½" pink squares | 30 – 1 ½" beige or blue squares | 2 – 7" x 1" borders for sides            |
| 2 – 2 ½" yellow squares | 15 – 2" pink squares  |                                 | 1 – 8" x 1" brown strip                  |
| 4 – 1 ½" pink squares   |                       |                                 | 2 – 9" x 1 ½" borders for top and bottom |

### Sewing Instructions:

**Step 1.** Start with the center yellow block. Put the 2 – yellow 2 ½" squares right sides together with the 2 – pink 2 ½" squares. Draw a diagonal line from corner to corner and sew ¼" on either side of the line. Cut the 2 blocks in half. You now have 4 – 2" blocks. Add the pink 1 ½" squares onto the yellow/pink corner (right sides together), sewing from corner to corner (watch which corner you add the pink block to) per the above diagram. Sew and trim to 2" blocks.

**Step 2.** Add a 1 ½" beige or blue square to the 4 pink 2" square blocks to match the diagram above. All the blocks should be 2" – these are now ready to sew together. You will have nine blocks sewn together with the yellow in the center.

**Step 3.** Now add the 1 ½" beige or blue squares to the remaining pink 2" squares using the above as your pattern. There are 4 blocks with 3 corners and 7 blocks with 2 corners. Sew, trim to 2" finished blocks. Sew them on to the 9 blocks finished in step 2 following the above pattern. Press.























**Step 4.** Add your 8" x 1" brown strip to the bottom of the blocks.

**Step 5.** Add the side borders – 7 x 1". Press.

**Step 6.** Add the top and bottom borders – 9"x 1 ½". The block is finished and should measure 9" square.



## January Birthdays

Lynne Bandel	Jan 10
Tracy Barta	Jan 30
Mary Bradley	Jan 30
Susan Brown	Jan 1
Denise Craig	Jan 6
Pat Crossland	Jan 31
Marla Dankert	Jan 27
Margaret Duke	Jan 16
Jane Greil	Jan 29
Linda Heavner	Jan 1
Kathryn Hurston	Jan 18
Kathy Jensen	Jan 24
Rubie Johnson	Jan 21
Leigh Layton	Jan 31
Robin Miner	Jan 23
Laurie Mitchell	Jan 2
Joyce B Munro	Jan 29
Christine Owens	Jan 12
Phyllis Rademacher	Jan 16
Janet L Shotwell	Jan 16
Linda Smith	Jan 31
Carolyn Stobba-Wiley	Jan 31
Dianne Sutton	Jan 13
Shirley Windle	Jan 5
Kathryn L Wooldridge	Jan 13



# Quilt Quarters

12405 N. Meridian St, Carmel, IN

Hamilton Crossing Shopping Center

317-844-3636

[www.quiltquarters.com](http://www.quiltquarters.com)

Over 6000 Bolts of Fabric

**BERNINA**

Sales & Service

Service for Other Brands Available

Join us for Classes & Clubs

Mon-Sat 10-5pm Thurs 10-8:30pm Closed Sun

♪♪♪

LET ME SEW

(sung to Let It Snow)

Oh the weather outside is frightful  
 But my fabric is so delightful  
**I wish I'd no place to go**  
 Let me sew! Let me sew! Let me sew!

My kitchen floor sure needs mopping  
**But I've bought some beads for topping**  
 I should finish my UFO  
 Let me sew! Let me sew! Let me sew!

When I finally take a seat  
 How I'll hate going out in my home  
**My family'll want to eat**  
 So leftovers they can rewarm

The stitches are finally flying  
 And the seams are flatly lying  
 If they really do love me so  
**They'll let me sew! Let me sew! Let me sew!**

♪♪♪♪♪♪♪♪♪♪♪♪♪♪♪♪♪♪♪♪♪♪♪♪