



# BITS

and

# PIECES

Quilters Guild of Indianapolis

May 2021

## President's Message

Better Together!!

A couple weeks ago, I had the opportunity to gather with 7 of my quilting buddies, in person, no masks!!! We'd all been vaccinated and felt safe being together. We shared snacks, stories, show & tell and laughter. Our time together recharged my soul.

Last week I had the opportunity to sit in on a Zoom chat with Kaffe Fassett. There were over 1,700 people watching that chat. We all felt like we were in the room with him and used the chat feature to talk amongst ourselves. I left that call inspired and delighted having spent time with a truly kind, gentle, creative man.

The other day, I had a good long catch up chat with a friend I haven't talked to in ages. We caught up on family, and the quilt projects. I ended feeling nostalgic for times gone by, looking forward to creating new memories.

I was in my local quilt shop over the weekend and met a new gal working at the shop. She helped me pick out some solids to go with the new project I'm working on – a Block of the Week based on variations of the traditional Ohio Star which I'll be doing in not so traditional blue Kaffe Fassett fabrics. Ruth Ann and I had a ball playing with fabrics. We immediately bonded over our love of colors and Kaffe and quilting. Of course, I shared about the guild, invited her to be a guest at a meeting, and I invited her to the upcoming workshop and retreat. Isn't it amazing how you can meet a new quilter and just connect?

I am looking forward to our first quilt retreat in over a year this June. We hope to have at least one gathering outside this summer for those that are comfortable gathering outdoors. And we continue with amazing programming at both the QGI Day and Evening General Meetings on Zoom.

No matter how you do it - in person, on Zoom or over the phone, or in a quilt store, I encourage you to connect to someone and spend time enjoying being with others. Share stories and laughter and our love of all things quilt related.

No matter how it's done, we are all better together.

Quilt on, my friends. Quilt on.

Lynn Thomas  
2021 QGI President



# QGI Notes - Evening Meeting April 8, 2021

Lynn Thomas (President) opened the virtual Zoom meeting at 7:00 PM. There were 60 attendees.

**Birthdays:** Well wishes to all celebrating an April birthday.

## Announcements

- **Face to Face Meetings** – no facility currently open to large group. For the evening meetings, speakers are scheduled to present virtually until May 2022. However, we may be able to have in person gathering for a portion of future meetings and just the speaker be remote. An outdoor meeting at Broad Ripple Park is possible for a Saturday in June.
- **Fundraiser** – we would like to run a Trunk Sale/Peony Shop event this summer (outside in a parking lot) with a portion of the proceeds going to the Guild. Anyone interested in helping to chair or coordinate it contact Lynn Thomas.
- **Sew-in** – As many bee's are not meeting during the pandemic, we will facilitate virtual sewing time via Zoom connections.
  - **Third Saturday from 11-1 pm April 17**
  - **Fourth Friday from 2-4pm April 23**
- Our paid membership is currently 200 quilters.
- **Spring Retreat** – There are a few rooms available. Social distancing will be observed. Contact Maureen Weflen or Chris Berger to determine if you are interested. You have until April 21<sup>st</sup> to receive full refund.
- **Fall Retreat** –Mary Ellen is planning it at Clifty Falls State Park Friday Nov. 12 through Sunday Nov14 at 3pm, 2021. Some meals will be included.
- Sara Buchwald reviewed the **upcoming 2021 Programs** (see details in this newsletter)
- Lynn introduced the **QGI Board members** for this year. (see newsletter listing, last page)

**Breakout Rooms:** 5 minutes with about 5-6 members to share – **have you taken a Zoom workshop?** What are good points? What is holding you back from trying it?

**Door Prize:** On [www.quiltguildindy.net](http://www.quiltguildindy.net) home page, scroll down to click button in lower right, click *Enter for Door prize* and enter door prize word given by Lynn at the end of the meeting **April Showers**

**April Guest speaker:** Maria Shell (mariashell.com) presenting from Anchorage Alaska

Tradition, ART, Modern - Notes from the Field

Maria asked – What kind of quilter are you?

She submitted her first quilts to QiltCon in 2015 and all 6 submissions were rejected. It was very discouraging for her. She questioned whether her style of quilting was labeled incorrectly and if she should try a different venue.

**Traditional** definition of a quilt – 3 layers stitched together. Historically exhibits at State Fairs, craft is the emphasis, looking for precision (points match) etc.

**Art** Quilt (Studio Art Quilt Assoc definition) – creative visual work that is layered and stitched or that references this form of stitched layered structure. They are intended to be placed on a wall to look at. Often identify more closely with fiber artistes than traditional quilt makers. Visual artist, fiber artist, avoid the word quilt

In schools that offered Master of Fine Art – they encompassed mediums of glass, wood, and fiber which included soft sculptures, weaving but not quilting (they had no expertise).

Modern quilts were influenced by Molly Upton Blades, Jean Ray Laury, Nancy Crow, and Gayle Pritchard. Maria applied for and received a Grant to study with Nancy Crow for 3 weeks. (focus on color, pattern and repetition).

In the book, “Art Quilts Unfolding”, one of her rejected quilts from QiltCon was published.

**Modern** quilts are primarily functional, they use bold colors, prints, high contrast, minimalism and expansive negative space and alternate grid work.

As a 21<sup>st</sup> century quilter – Don’t let definitions define you.

You can find interesting info on YouTube: Textile Talks

---

### QGI General (Night meeting) BOM

led by Lynn Thomas, 2021 QGI President

Check out details in the member forum: [www.quiltguildindy.net](http://www.quiltguildindy.net)

*I am having a great time doing this BOM! You can join anytime and it's easy to catch up. - Shari Harrison*

**Block 4: April:**



# QGI Evening Show and Tell April 8, 2021

Cathy Civis



## HOSPITALITY REQUEST

Connie Lancaster, aka Hospitality Committee, is accepting donated items for door prizes.

Items must be in good condition, things that quilters would enjoy.

You can drop off at Quilts Plus (<https://www.quiltsplus.com>) or call Connie Lancaster to make pick up arrangements.

Shirley Fox



Jacqui Griswold



Joyce Blakely



Carol Marlin



Mary Ellen Straughn



**Longarm Louise**

E2E Longarm Quilting  
By Melissa Snyder  
317.656.0308

*\$0.02 per square inch  
Batting Available*

*Visit my website for design ideas,  
request form, and inspiration*  
<https://longarmlouise.com/>

## Upcoming QGI Evening Programs

### May 13 Meeting Speaker: Suzanne Miller

#### Sewing Machines: History, Scandal, and the Hidden Gem in Your Closet

**Suzanne Miller**, a long-time Southside Indianapolis quilter, presents a basic history of the sewing machine, the scandal surrounding Isaac Singer, and why you should pull out that old sewing machine of your Mom's and dust it off.



The sewing machine changed society in huge, fundamental ways that are still being felt today. The sewing machine impacted engineering, marketing, labor, and international relations. The early sewing machine entrepreneurs were colorful people with secrets they tried to patent and secrets that were a bit more personal. However, the machines they created were glorious. Designed to be passed on to future generations, older machines, with oil and grease, can sew as well as when they were first sold.

### June 10 Meeting - Tackling UFO's

#### Speakers: Catherine Carvey, Judy Pleiss and Connie Lancaster

The challenge of UFOs and how to tackle them is a hot topic right now. Many of you have been trying to do just that! Catherine Carvey, Judy Pleiss and Connie Lancaster will present some strategies to help you continue or get started on your UFO challenge and Judy will show some of her recently completed projects. Then, we'll issue a challenge of our own!



**MARIE HARNISH CREATIONS**


*Unique, colorful quilts and one of a kind t-shirt quilts for graduations, weddings, memories, and gifts!*

Website: [MarieHarnishCreations.wordpress.com](http://MarieHarnishCreations.wordpress.com)  
Facebook/Instagram: @MarieHarnishCreations  
[MarieHarnishCreations@gmail.com](mailto:MarieHarnishCreations@gmail.com)  
317.650.6388



**We offer top-quality fabric, supplies, classes, kits and clubs for quilting and crafting, as well as long-arm quilting services!!**

Find us on Facebook, Instagram and online at:  
[www.quiltspplus.com](http://www.quiltspplus.com)  
[shop@quiltspplus.com](mailto:shop@quiltspplus.com)



**crimsontate.com**  
845 Mass Ave

## QGI OFFERING "ALL STAR SAMPLER" TO MEMBERS

MAY 22 AND 23, 3-6 pm

Members may sign up for the May 22 and 23 FREE event on QGI's website now . You will be "purchasing" a ticket for \$0.00. On our website ([quiltguildindy.net](http://quiltguildindy.net)) click on **Events**, then **Workshops** and you will see two big flowers — one for each day of demonstrations. Click on **Register Now**, click on the **+ sign to add 1**, click **Check Out**, on the next page fill out your name and email address, then click **Continue** to finish the process. You will need to do this for each day if you want access to both days of presentations. You will receive a confirmation email for each day you registered to attend.

Global Quilt Connection has 1,000 zoom seats for this national event. If these seats are filled when you sign in you will automatically be put into the event on a YouTube channel. There is no difference in viewing if you are directed to YouTube. It is done seamlessly.

### All-Star Teacher Line-up Saturday, May 22, 3-6pm Eastern

Catherine Redford Walking Foot Quilting Beyond the Ditch  
Trudy Cleveland Photograph Your Quilt with a Smartphone  
Natalya Khorover Hand Stitching on Single-use Plastic  
Ashli Montgomery Storytelling Tees, pair T-shirts with Blocks  
Dana Jones Demystifying Design for Foundation Piecing  
Kelly Ashton Calculations, Cutting, and Why it Matters  
Margarita Koriioth Dimensional Designs with Light Modeling Paste  
Nina Clotfelter Ruler Work on Your Domestic Machine  
Sheila Frampton-Cooper Curved Piecing and Using Monofilament Thread

### All-Star Teacher Line-up Sunday, May 23, 3-6pm Eastern

Sandy Fitzpatrick Fusible Appliqué with Decorative Machine Stitching  
Andi Stanfield Building a Monochromatic Color Palette  
Sue Sherman Needle Turn Appliqué for Hawaiian Quilting  
Ellen Lindner How to Finish Your Quilt with a Facing  
Karen Miller Curled Feather Quilting on a Home Machine  
Joyce Hughes Thread Painting, Before and After  
Lisa Shepard Stewart Ankara Folded Hexie Blocks and Projects  
Ana Buzzalino Paintstiks on Fabric with Stencils and Rubbing Plates  
Brenda Gael Smith Piecing Freeform Banded Triangles

These 18 quilt teachers will demonstrate some of their favorite quilting techniques over two different days. Prior to the event you will also receive a PDF that includes written instructions to go along with each teacher's demonstration, as well as a page with tips for making the most of live zoom workshops.

Specific times for each teacher will not be sent prior to the event. It's a good idea to sign in as early as possible each day since the presentations will not be recorded. A zoom link for this event will be posted later in May on the QGI website in the Forum. A Jenny Quilter message to remind you of this event will also be sent in May.

## QGI Evening Programs - 2021 & 2022 7 - 9pm on 2nd Thursday

2021 QGI Program Calendar March - December			
Month	Speaker	Date	Lecture/Workshop
Mar 2021	Adelle Scott <a href="http://www.adelescott.com">www.adelescott.com</a>	Mar 11	Lecture - Traditional Quilting with Modern Methods
Apr. 2021	Maria Shell <a href="http://www.mariashell.com">www.mariashell.com</a>	Apr 8	Lecture - Tradition, Art, Modern - Notes from the Field
		April 30	Workshop – Blow It Up! Proportion and Scale
May 2021	Suzanne Miller	May 13	Lecture – Sewing Machines: History, Scandal and the Hidden Gem in Your Closet
June 2021	Catherine Carvey, Connie Lancaster and Judy Pleiss	June 10	UFO's – Finishing Them with a Little Help from Your Friends
July 2021		July 15	TBD
Aug 2021	Mel Beach <a href="http://www.melbeachquilts.com">www.melbeachquilts.com</a>	Aug 12	Lecture - Dancing with Threads
		Aug 14	Workshop - Crazy in Love with Free-Motion Quilting
Sept 2021	Cindy Griselda <a href="http://www.cindygrisdela.com">www.cindygrisdela.com</a>	Sept 9	Lecture – Anatomy of an Improv Quit
		Sept 11	Workshop - Improv Puzzle Blocks
Oct 2021	Annie Smith <a href="http://www.anniesmith.net">www.anniesmith.net</a>	Oct 14	Lecture - My Stash in Growing and It Won't Stop!
Nov 2021	Carol Lyles Shaw <a href="http://www.carolelylesshaw.com">www.carolelylesshaw.com</a>	Nov 11	Lecture - What Is a Modern Quilt? The Myths and the Magic!
Dec 2021	Guild Christmas Party	Dec 9	
2022 Calendar			
Jan 2022	Lisa Dodson	Jan 13	Lecture – Small Quilts
Feb 2022	Linda J. Hahn <a href="http://www.froghollowdesigns.com">www.froghollowdesigns.com</a>	Feb 10	Lecture - Rock that Quilt Block
		Feb 12	Workshop - Wicked Wahini
Mar 2022	Tinna Tarr	March 10	Lecture – Working in a Series
May 2022	Karen Combs <a href="http://www.karencombs.com">www.karencombs.com</a>	May 12	Lecture – Quilts of Illusion
		May 14	Workshop – Patchwork Illusions

Meeting programs may change from those published.

Workshop fees may vary based on speaker policy. Check the QGI Website:

Events >Workshops at [www.quiltquildindy.net](http://www.quiltquildindy.net) for workshop specific information \*Workshop fees may be refunded up to two weeks prior to the class.

Send complete form and check made out to "QGI" to:

Carol E. Marlin  
9570 Broadway Street  
Indianapolis, IN 46240

E-mail questions to: [qgiprograms@gmail.com](mailto:qgiprograms@gmail.com)



## QGI Daytime Programs - 2021 1 -3pm on 1st Friday\*

Month	Speaker	Date	Topic
March	Nina Clotfelter <a href="http://www.ninaquilts.com">www.ninaquilts.com</a>	Mar 5	Threads - What's the Big Deal?
April	Liz Johnson <a href="http://www.sew4home.com">www.sew4home.com</a>	April 2	Color Mixing/Matching
May	Jennifer Titus <a href="http://www.zigzagcorner.com">www.zigzagcorner.com</a>	May 7	Sewing Machine Maintenance
June/ July	JoAnn Burke <a href="https://www.accomplishquilting.com">https://www.accomplishquilting.com</a>	<b>June 25</b>	How Hard Is Longarm Quilting, Anyway?
August	Beth Braun	Aug 6	Quilt Storage Solutions
Sept	TBD	Sept 3	
Oct	Brita Nelson <a href="https://questioningquilter.com">https://questioningquilter.com</a>	Oct 1	Now You See It, Now You Don't. The Magic of Disappearing Blocks
Nov	Jill Repp <a href="https://www.junetailor.com">https://www.junetailor.com</a>	Nov 5	TBD
Dec	Holiday Party	Dec 3	TBD

### QGI Day New Block of the Month!

The National Quilt Museum has given our QGI Day group permission to use their 2021 Block of the Month. Each month's block will have a different designer and look. You will have the option of using the Quilt-As-You-Go method for your quilt.

The blocks will finish at 12" and the completed quilt will be 46" x 60".  
I hope you can join us! Please see below for the link to the instructions.

[botm-jan21-final2.pdf \(quiltmuseum.org\)](https://www.quiltmuseum.org/botm-jan21-final2.pdf)

**Email QGI Day photos for Show and Tell** to Betsy LaBell at [b\\_labell@hotmail.com](mailto:b_labell@hotmail.com)  
or Libby Gilbert at [elizgilb87@yahoo.com](mailto:elizgilb87@yahoo.com).

To access the meeting zoom link, log into our website ([quiltguildindy.net](http://quiltguildindy.net)), click on Members then click on Forum where you will find Meeting Links.  
Click on the link for the March 5 meeting.

## QGI Day Meeting Notes - April 2, 2021

The program speaker this month was Liz McKinney-Johnson. Liz came to our zoom meeting from Portland, Oregon. She is from the website [Sew4home.com](http://Sew4home.com) and she gave us inspiration and food for thought on “Color – Mixing and Matching.” It was very helpful with both home decoration and quilting. Also showed us her website that was founded in 2009 with lots of projects that she said were mostly free and gives complete directions for completing them.

### **Announcements**

Spring Retreat update from Maureen Weflen. Rooms still available and email packets will be sent to all participants in May.

Sara Buchwald highlighted the following upcoming programs.

April 8<sup>th</sup> Marie Shell with Improv Patchwork

April 30<sup>th</sup> from 11-7 Maria Shell will Blow It Up! Proportion and Scale.

May 13<sup>th</sup> Sewing machine guru, Suzanne Miller with Sewing Machines, History, Scandal and the Hidden Gem in Your Closet.

May 22-23<sup>rd</sup> All Star Sampler

June 16-19, 2021 there will be an in-person quilt show, vendors and class opportunities in Kansas City. More info at [www.kcrqf.com](http://www.kcrqf.com)

More information about all these events and how to attend them is on the website and in the newsletter.

The next QGI Day meeting will be a Zoom meeting on May 7<sup>th</sup> at 1:00. Jennifer Titus from Zig-Zag Corner will talk to us about sewing machine maintenance.

### QGI Daytime Program - Friday, May 7, 2021

**Jennifer Titus of Zig-Zag Corner Quilts and Baskets** will present a program on Sewing Machine Maintenance.

Jennifer started sewing when she was 8 and attempted to tat at age 12. She learned a great deal from her mother and grandmother. She has worked with each and every medium she could get her hands on, some designs over the years have been keepers and others were good experiments on what doesn't work for her.

Garment construction was first in her line of sewing projects. From her early days her favorite stitch was the zig-zag stitch.



By the time she was ready to open her shop to the public she had fallen in love with Crazy Quilting and was actively teaching basket weaving to anyone who would sit still long enough for her to share with them. Since the shop was located at the corner of State Road 234 and North Troy Road, she put Zig-Zag together with corner and quilts and baskets and named the business Zig-Zag Corner Quilts & Baskets LLC.

Over the years, besides quilting and fabrics, her love of thread, yarns and fibers influenced what she was carrying in the shop and gradually it grew into a popular source for tatting, bobbin lace, crochet and knitting supplies.

One of her Dad's favorite saying is “the only thing constant is change” so as her family changes, grows etc. her business has changed, but the bottom line and vision of sharing her true love of the fiber arts has not. She loves this next chapter in their lives of being able to travel and teach and share her talents with those who want to learn, and balance the needs of her family. <https://www.zigzagcorner.com/>

## QGI Daytime Program - Friday, June 25, 2021

JoAnn Burke became interested in sewing when she was a small girl of 8 and has been sewing and quilting ever since. She loves all aspects from design and color to techniques and skills.

She is very excited to bring her joy to you representing Accomplish Quilting. They sell and service long arm quilting machines, as well as provide finishing services, quilting and binding, backings. They have a large selection of threads and battings in bulk, and lots of notions.

But they also have long arm rental!!! You take a short class to learn how to use the machine and then schedule time to do your own quilting! She looks forward to meeting you!

<https://www.accomplishquilting.com/>



## Kansas City Regional Quilt Festival

June 17 - 19, 2021

<https://kcrqf.com>

There is a large quilt show in Kansas City on June 17-19, 2021. It will be a In Person- Covid Safety Precautions in place show. It will have a large selection of quilts and over 100 vendors. They will be closing out the opportunity to sign up for classes soon, so if you are interested in classes, you need to get registered soon. This show is every 2 years and it is put on by a number of quilt guilds. For more information, please go to [www.kcrqf.com](http://www.kcrqf.com) Also, if anyone is struggling to find hotel rooms, they can reach out to Glo Stahlhut 317-696-5084 and I can contact the organizers to see if they can get additional room blocks. The show is located at Overland Park Convention Center in Kansas City. KS.

*Thank you, Glo, for sending this information to our QGI Day co-chairs,  
Libby Gilbert and Betsy LaBell!*

# More QGI Evening Show and Tell

Maureen Weflen



Amy O'Connell



## **Spring Retreat - It's Happening!** **June 4-6, 2021 at the Farmstead Inn, Shipshewana IN**

**Watch for a May email from Maureen** that will contain handouts for the following:

- ◆ Agenda for each day - it's all very flexible so you can do what you want
- ◆ A list of quilters suggested places to eat (lunch and dinner), their addresses and hours of operation. Breakfast is provided by the Farmstead Inn (part of our room cost).
- ◆ A list of quilt shops in the Shipshewana area with their addresses and hours of operation,
- ◆ A suggested packing list of items to remember to bring to the retreat.
- ◆ Two patterns for Quilt of Valor floating stars blocks. Remember to bring a bit of red, white and blue fabrics for this project. If we each make a couple blocks we can finish two quilt tops for this valuable cause.

We suggest you print a copy of these handouts to use while in Shipshewana or keep the document on your smart phone for reference while at the retreat.


If you have some quilting friends you would like to sit near at the retreat, contact Maureen at [maureenweflen@att.net](mailto:maureenweflen@att.net) or 317-270-7414 with the names in your group. Maureen will try her best to keep you all in the same county (LOL).

On arrival at the Farmstead Inn you will pick up your room key at the front desk. Our rooms will be throughout the hotel as another group had already rented the rooms closest to the sewing area when we changed the retreat date to June 2021. The Inn is furnishing Maureen and Chris a list of your room numbers so we can get ahold of everyone should we need to. Maureen and Chris will announce their room numbers to the group on Friday in case you want to contact us. The Agenda handout also has our cell phone numbers in it.

The sewing area is in the west end of the Inn. The entrance is behind the one you stop at to pick up your room key. You will be allowed to bring your stuff into the sewing room at 9:00 am on Friday. Maureen and Chris will need time (8am - 9am) for set up of the registration table outside the sewing area as well as do a few things inside the sewing area. We appreciate your patience.

For those who are renting a room for Thursday night, June 3, you will need to check out of your room Friday morning at the front desk so the Inn will charge that night's cost to your credit card and not to the Guild's bill. You will keep your same room for the retreat.

Don't forget to bring any scissors, pinking sheers, knives, garden tools, loopers, hedge trimmers, etc. that need sharpening as Snippy Jim will be with us Friday afternoon and all day Saturday. Jim says, "I don't grind your scissors, I sharpen them for \$5 each.



## RETREAT MASK CHALLENGE

Alas, with COVID-19 delaying us over and over and the vaccine beginning to become available depending on your age, the retreat is on the books for June 4-6, 2021, at the Farmstead Inn, Shipshewana, IN. The quilting area will be generous in size allowing for social distancing, including an 8' table for each quilter. We are pretty certain we will still be wearing masks at that point.

The original retreat theme was "What Spring Means To You". Well the theme has been changed to reflect what our Nation and World has been facing these past many months. Instead of a name tag contest, we will be having a face mask contest. The mask needs to reflect what "Freedom Means To You". We have included one pattern below (next page). At the bottom of the mask pattern is a website for a variety of types and sizes of masks. You may use any pattern you chose to make your mask. In addition to the mask below, there are many different versions on JoAnn's Fabrics website, and plenty of YouTube videos on constructing masks.

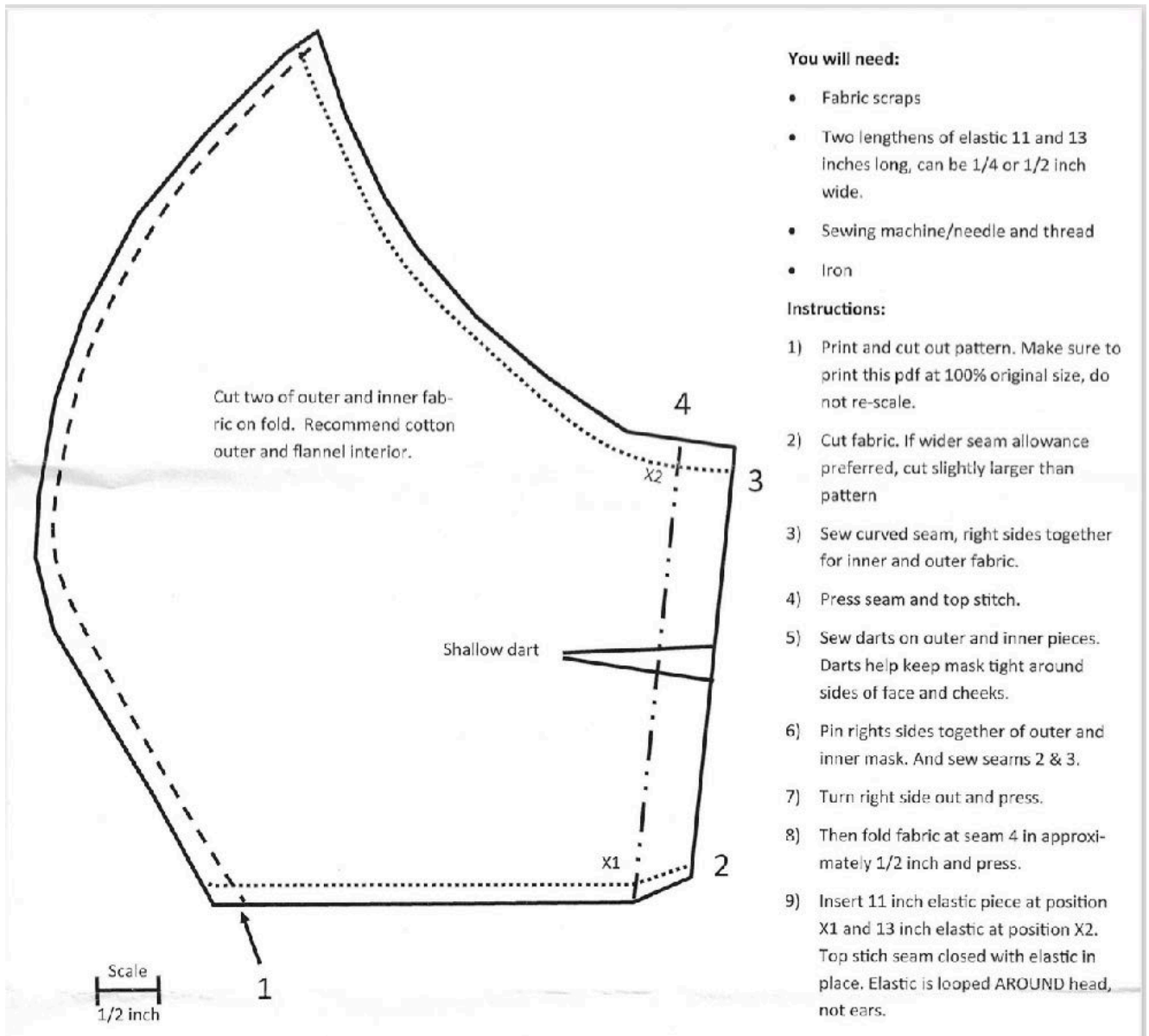
You will have the opportunity to enter your name in a drawing for a door prize for each mask you have made yourself and wear during the retreat. You are encouraged to make a different mask for each day, if you choose. We will have a drawing each day for prizes. If you choose to only make one mask, you may choose which day you would like to enter your name in a drawing.

So, put on your thinking caps and reflect upon anything that you have experienced in your lifetime that has allowed you to feel free, bring back memories of family living or deceased, vacations, hobbies, etc. So, it will be fun and my hopes and wishes for this activity are to stir up conversations with others while sharing memories and to make friends, both old and new.

If you have any questions, please text me at 317-709-6989 and please include your name.

Have fun!  
Chris Berger





**You will need:**

- Fabric scraps
- Two lengths of elastic 11 and 13 inches long, can be 1/4 or 1/2 inch wide.
- Sewing machine/needle and thread
- Iron

**Instructions:**

- 1) Print and cut out pattern. Make sure to print this pdf at 100% original size, do not re-scale.
- 2) Cut fabric. If wider seam allowance preferred, cut slightly larger than pattern
- 3) Sew curved seam, right sides together for inner and outer fabric.
- 4) Press seam and top stitch.
- 5) Sew darts on outer and inner pieces. Darts help keep mask tight around sides of face and cheeks.
- 6) Pin right sides together of outer and inner mask. And sew seams 2 & 3.
- 7) Turn right side out and press.
- 8) Then fold fabric at seam 4 in approximately 1/2 inch and press.
- 9) Insert 11 inch elastic piece at position X1 and 13 inch elastic at position X2. Top stitch seam closed with elastic in place. Elastic is looped AROUND head, not ears.



**Disclaimer—use at your own risk. Not designed to prevent any disease and no claims are made to attest to this manner.**

**NOTE:** If you don't have access to elastic, you can substitute fabric by sewing bias tape that can be tied together by the wearer. Make each of the 4 lengths of bias tape at least 12 inches long and insert them as you would the elastic in step 9.

**Other patterns recommended:**

- <https://www.craftpassion.com/face-mask-sewing-pattern/?fbclid=IwAR0IKblmZicjPSCw9EKTEcYO5JAvdbCPRTvyGbuoalCqN6QX7oj8EsfB8>
- <https://www.youtube.com/watch?v=wDj3DVWK5QU&feature=youtu.be&fbclid=IwAR3rLWJ1vhYckxSh5AXkkOGuY0VVJEmsynz4cnVohTNPXOwTgUkhaegILHQ>

## QGI Quilt Show 2022

*Hey, did you know that we are having a quilt show in October of 2022?  
It will be spectacular - and the Quilt Committee needs your help!  
No experience necessary, just a willingness to make friends and support the guild.  
It's a great way to meet people and work together to make it a memorable event.*

### **A message from Co-Chairs Marcia Hackett and Nancy Trullinger...**

The 2022 quilt show committee is actively planning a great show. We still have some areas that we need help. It's a wonderful way to be active in the guild and to meet new people, especially if you are new to the guild.

Peony Shop Assistants

Opportunity Quilt Ticket Sales

Set up and Take Down Coordinator

Volunteer Coordinator

Contact Nancy Trullinger – [nancytrullinger@frontier.com](mailto:nancytrullinger@frontier.com)

or Marcia Hackett – [mkhind@aol.com](mailto:mkhind@aol.com) with any questions.

We would love to have you join the fun!



**QUILT QUARTERS**  
Tiffany Powell  
Sales / Store Manager  
[tpowell@vacauthority.com](mailto:tpowell@vacauthority.com)  
317-757-8340  
9840 N. Michigan Rd., Carmel, IN 46032  
store email: [info@quiltquarters.com](mailto:info@quiltquarters.com)  
website: [www.quiltquarters.com](http://www.quiltquarters.com)



# QGI FALL RETREAT

WHEN? NOVEMBER 12-14 (FRIDAY – SUNDAY)  
WHERE? CLIFTY FALLS STATE PARK

ARRIVE ON FRIDAY MORNING, LUNCH ON YOUR OWN  
RETREAT COST INCLUDES:

- 2 NIGHTS AT THE INN
- LARGE QUILTING SPACE IN THE OVERLOOK ROOM
- FRIDAY DINNER
- SATURDAY BREAKFAST, LUNCH, AND DINNER
- SUNDAY BREAKFAST

COSTS FOR CURRENT GUILD MEMBERS WILL BE APPROXIMATELY:

- SINGLE \$335
- DOUBLE \$275/EACH
- TRIPLE \$245/EACH
- QUADS \$235/EACH

TO RESERVE YOUR SPACE, SEND A \$50 CHECK PAYABLE TO QGI ALONG WITH YOUR CONTACT INFORMATION (PHONE AND EMAIL ADDRESS) AND MAIL IT TO:

MARY ELLEN STRAUGHN  
5710 HAVERFORD AVENUE  
INDIANAPOLIS, IN 46220

CAPACITY WILL BE LIMITED TO 50 PEOPLE  
NO ON-LINE SIGN-UPS AT THIS TIME.  
ONLY MEMBER SIGN-UPS INITIALLY.  
FINAL PAYMENTS MUST BE MADE BY OCTOBER 1, 2021.

SEE YOU THERE AND HAPPY QUILTING!



# Quilters Hall of Fame News

## Hollis Chatelain: A Retrospective Quilt Journey.

*Opening at The Quilters Hall of Fame on May 11, 2021*

Hollis is an internationally renowned and award-winning artist who creates unique compositions that address challenging social, environmental, and political themes. Using a distinctive style characterized by a dream-like use of color and imagery, her dye-painted scenes of multi-cultural life convey the untold stories of women, children, families, and the earth. Hollis has an educational background in design and photography, and over 35 years' experience as a professional artist through which she hopes to touch and inspire viewers in their roles of making the world what it is. This exhibit of Hollis' work will feature work from her beginnings in quilting to some of her most recent work. This exhibit will be open through July 24, 2021.



**BERNINA**  
*made to create*



**Margaret Fette**  
Owner

611 W 11th St  
Bloomington, IN 47404  
phone: (312) 323-2365  
info@universityofsewing.com  
universityofsewing.com



**Bernina Sewing Machines,  
Accessories, & Servicing**

Sewing lessons with every Machine



**Zig-Zag Corner  
Quilts & Baskets, LLC**

7872 N. Troy Road, Greenfield, IN 46140

Phone: 317-326-3115 | Fax: 317-326-1915  
Toll Free: 1-866-Zig-Zag4




---

Bernina Sales and Service

Long Arm Quilting

Follow us on Facebook & Instagram  
for classes, events & more!

[ZigZagCorner.com](http://ZigZagCorner.com)

<b>President</b>	Lynn Thomas
<b>Vice President</b>	Maureen Weflen
<b>Secretary</b>	Jacqui Griswold
<b>Treasurer</b>	Maggie Carr
<b>2021 Quilt Show</b>	Nancy Trullinger
	Marcia Hackett
<b>Programs</b>	Carol Marlin
	Sara Buckwald
<b>QGI Day Leaders</b>	Betsy LaBell
	Libby Gilbert
<b>Member at Large</b>	Mary Ellen Straughn
<b>Advertising</b>	Shari Harrison
<b>Newsletter</b>	Shari Harrison
<b>Website</b>	Leigh Layton
	Diane Burgan
<b>Publicity</b>	<i>Open!</i>
<b>Social Media</b>	<i>Open!</i>
<b>Spring Retreat</b>	Chris Berger
	Maureen Weflen
<b>Fall Retreat</b>	Mary Ellen Straughn
<b>Hospitality</b>	Connie Lancaster
<b>Bee Keeper</b>	Melissa Snyder
<b>Charity Quilts</b>	Mary Strinka
<b>Preemie Quilts</b>	Sandy Haneline
<b>Quilts of Valor</b>	Chris Hurley
<b>Quilt Assn.</b>	Anita Harden

**2021**

*All meetings will be held via  
Zoom until further notice.*

*Link is on the Member Forum page at  
[quiltguildindy.net](http://quiltguildindy.net)*

**Daytime Meeting**  
**First Friday Each Month**  
**1:00 PM**

**Evening Meeting**  
**Second Thursday Each Month**

**2021 QGI Board Meeting**  
[qgiwebsite@gmail.com](mailto:qgiwebsite@gmail.com)

Ad space is available in Bits and Pieces!  
Please contact the Editor at:  
[qginewsletter@gmail.com](mailto:qginewsletter@gmail.com)